

NAME: *key*

UNIT 6 – DAY 15: HOMEWORK



State if the situation is best described as an exponential or linear model.

1. Lane catches a contagious virus. The next day she goes to school and three of her classmates catch the same virus. Each day after that, the number of people catching the virus triples.

*exponential*

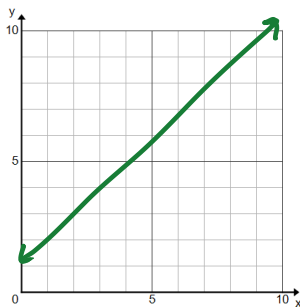
2. Baby Lorelai weighs 7 lbs when she is born. Her weight increases by 10% each week in the first month.

*exponential*

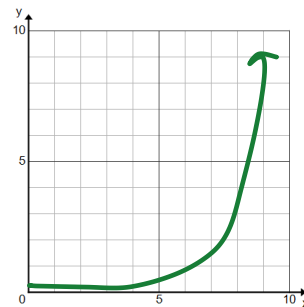
3. Levi starts his first job at Denny's Diner working as a waiter. He earns \$80.00 every week.

*linear*

Sketch a quick graph of a linear function.



Sketch a quick graph of an exponential function.



NAME:

UNIT 6 – DAY 15: HOMEWORK



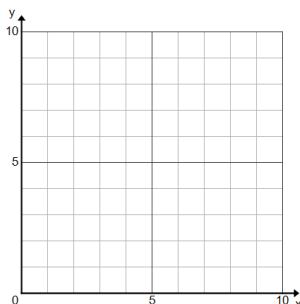
State if the situation is best described as an exponential or linear model.

1. Lane catches a contagious virus. The next day she goes to school and three of her classmates catch the same virus. Each day after that, the number of people catching the virus triples.

2. Baby Lorelai weighs 7 lbs when she is born. Her weight increases by 10% each week in the first month.

3. Levi starts his first job at Denny's Diner working as a waiter. He earns \$80.00 every week.

Sketch a quick graph of a linear function.



Sketch a quick graph of an exponential function.

